



A DIVISION OF
HEALTH CARE
SERVICES AGENCY

FOR IMMEDIATE RELEASE
#2017-15

CONTACT for this Release:
Krista Dommer, Coordinator
Public Information and Communication
Office Phone: (209) 468-3571
Email: kdommer@sjcphs.org

SAN JOAQUIN COUNTY PUBLIC HEALTH SERVICES TAKES ACTION TO BOOST THE USE OF BOOSTER SEATS

STOCKTON, CA (November 9, 2017) - San Joaquin County Public Health Services has been awarded an \$85,700 grant from the California Office of Traffic Safety (OTS) for a year-long project to encourage parents and caregivers to keep their children in booster seats until they reach 8 years old or 4'9" tall as required by California child passenger safety law.

"While most parents and caregivers understand the importance of car seat use for very young children, many incorrectly assume that after a child outgrows a car seat with a built-in harness, they are ready to ride in cars restrained by a seatbelt alone. In reality, children who have outgrown their car seats should ride in booster seats until they are 4'9" tall so the seatbelt fits them correctly," explains San Joaquin County Public Health Officer, Dr. Alvaro Garza. Typically, children do not reach 4'9" tall until they are between 8 – 12 years old. Moving children out of car seats and booster seats too soon leaves them vulnerable to serious injury and death.

From 2011-2014, 80% of child fatalities (ages 0-7) from car crashes in San Joaquin County were linked to being unrestrained or improperly restrained. Public Health Services will use the funding to enhance its continuing efforts to keep children safe in and around cars and decrease motor vehicle-related deaths and injuries among children.

Although child passenger restraint systems cannot protect all children from death and injury while riding in cars, booster seats, when used correctly, can reduce the risk of serious injury by 45% in comparison to children in seat belts alone. While San Joaquin County has made progress in recent years in reducing motor vehicle injuries and fatalities, it still ranks in the top third of California counties for traffic collision injuries and deaths, highlighting the need for proper use of child restraint systems.

Funds from this grant will be used to expand the reach of child passenger safety education classes and car seat check-ups to assist parents and caregivers with appropriate car seat and booster seat usage. Project activities will also include partnering with local elementary schools to promote the use of booster seats among students and working with the Stockton Police Department to provide support for continued enforcement of child passenger safety laws.

"Years of research tells us that education and enforcement work best jointly to combat crash-related injuries and deaths in children," said OTS Director Rhonda Craft. "This grant brings both tactics together, with the Office of Traffic Safety and San Joaquin County Public Health Services working in concert to help keep children safe across the county and state." Funding for this program is from the California Office of Traffic Safety through the National Highway Traffic Safety Administration.

For more information on car seat education classes and car seat check-ups available through San Joaquin County Public Health Services, please call 209-468-8914.

###

Need a Car Seat?

San Joaquin County Public Health Services offers Car Seat Safety Classes to San Joaquin County residents.

After taking a free class:

You can buy a car seat for \$40
(\$30 with proof of low-income —
WIC or Medi-Cal)

You can buy a Booster seat for \$15.

Classes are every Wednesday at:

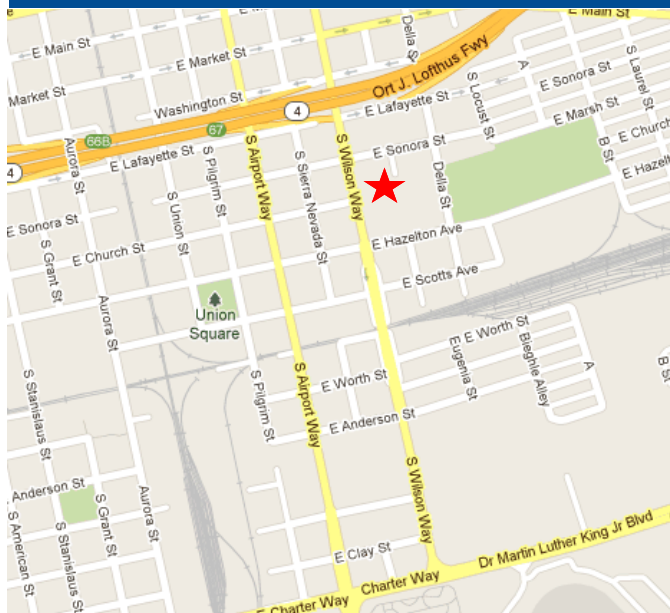
11:00am in Spanish
and
2:00pm in English

No Registration Necessary

Got a ticket for violation of the car seat law? Bring a photo ID, your case/citation number, and an appropriate car seat for your child to the class. If you do not have a car seat, you can buy one at the class.

Car Seat Safety classes are conducted by a NHTSA Certified Child Passenger Safety Technician.

FREE CAR SEAT SAFETY CLASSES EVERY WEDNESDAY CAR SEAT INSPECTIONS BY APPOINTMENT



SAN JOAQUIN COUNTY

Public Health Services

Healthy Future

Child Passenger Safety Program

420 S. Wilson Way
Stockton, CA 95205

(209) 468-8914

or (209) 468-8637

www.sjcphs.org

Availability of car seats is subject to change based on funding.

Revised 08/25/2016

SAN JOAQUIN COUNTY

Public Health Services

Healthy Future

Child Passenger Safety Program

420 S. Wilson Way
Stockton, CA 95205



ohs.delaware.gov

What kind of
car seat do I
need?

What is
the law?

Did I
install
it right?

4 Types of Car Seats

Infant Seat

- Birth-20 pounds
- Rear-facing
- Until 1 year old and 20 pounds



Convertible Seat

- Rear-facing from birth until at least 2 years old or 40 pounds
- Forward-facing after 2 years old up to seat weight limit (usually 40 to 65 pounds)



High Back Combination Seat

- Forward facing with a 5 point harness
- 2 years and up
- Weight limits vary



Booster Seat

- Forward facing
- For child who has outgrown their combination seat
- Used until age 8 or 4 feet 9 inches tall

What is the law?

2017 Changes in Car Seat Law for Babies & Young Children:

- Starting January 1, 2017, children under 2 years old must ride in a rear-facing car seat unless they weigh 40 pounds or more, or are 40 inches tall or more.

Current Law

- Children must be properly buckled in a car seat or booster, **in the back seat** of a vehicle, until they are at least 8 years old or 4 feet 9 inches tall.
- If a child is not in a car or booster seat, the driver or parent can be fined more than \$500 and get a point added to their driving record.

Remember: The Back Seat is the Safest Place for Children!

How do I know it's installed correctly?

Common mistakes include:

- ⇒ seatbelts in the wrong belt pathway
- ⇒ infant seat facing the wrong way
- ⇒ placing a child in front of an airbag

Not sure you're doing it right? Get your car seat checked for FREE at our Fitting Station!

**Call for an appointment:
(209) 468-8914**

Kaitlyn's Law (VC 15620)

Unattended Children in Vehicles:

No person may leave a child age 6 or younger in a vehicle (unless supervised by someone at least age 12) if the health or safety of the child is at risk, the engine is running, or the keys are in the ignition. The citation is a minimum \$100 fine.

¿Necesita un Asiento de Seguridad?

Los Servicios de Salud Pública del Condado de San Joaquín ofrecen Clases para los Asientos de Seguridad a los residentes del Condado de San Joaquín.

Después de atender la clase GRATIS:

Usted podrá comprar un asiento por \$40 (\$30 con prueba de bajos ingresos — WIC o Medi-Cal).

Asientos Elevados pueden también ser comprados por \$15.

Las clases se dan todos los miércoles:

11:00 AM en español

2:00 PM en inglés

No se requiere cita para las clases.

¿Recibió una infracción por violación de la ley de asientos de seguridad?

Traiga su identificación con foto y el número del caso/citación y asiento de seguridad apropiado para su niño a la clase.

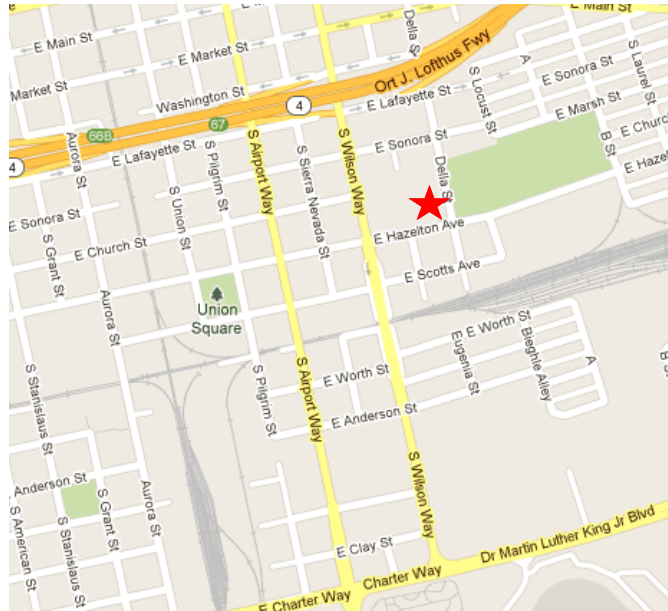
Si usted no tiene un asiento de seguridad lo puede comprar en la clase.

Las clases para los asientos de seguridad son proveídas por un técnico certificado en Seguridad del Transporte del Niño Pasajero de la NHTSA.

GRATIS

CLASES PARA LOS ASIENTOS DE SEGURIDAD EN EL CARRO PARA NIÑOS TODOS LOS MIÉRCOLES.

INSPECCIONES DE LOS ASIENTOS LLAME PARA UNA CITA.



SAN JOAQUIN COUNTY

Public Health Services

Healthy Future

Programa de Seguridad del Transporte de Niños

420 S. Wilson Way
Stockton, CA 95205

(209) 468-8914

(209) 468-8637

La disponibilidad de los asientos de seguridad en el carro para niños esta sujeta a cambio basado en fondos

Revisado 8/25/2016


SAN JOAQUIN COUNTY

Public Health Services

Healthy Future

Programa de Seguridad del Transporte de Niños

420 S. Wilson Way
Stockton, CA 95205



¿Que tipo de asiento necesito?

¿Cual es la Ley?

¿Lo instalé correctamente?

4 Tipos de Asientos de Seguridad

Asiento Infantil

- Desde nacimiento hasta 20 libras.
- Su bebe debe mirar hacia atrás
- Hasta 1 año de edad y pese 20 libras



safecar.gov

Asiento Convertible


- Mirando hacia atrás desde nacimiento hasta por lo menos 2 años o 40 libras.
- Usar mirando hacia adelante hasta que el niño tenga 2 años o hasta el límite de peso del asiento de seguridad. (Usualmente 40 lb a 65lb).



safekids.org



ucdmc.ucdavis.edu



ucdmc.ucdavis.edu

Asiento de Combinación con Respaldo Alto

- Mirando hacia adelante con el arnés asegurado en 5 lugares
- Desde 2 años en adelante
- Los límites de peso varían

Asiento Elevado

- Usar mirando hacia adelante.
- Para niños que están muy grandes para usar el Asiento de Combinación.
- Usar hasta que cumpla 8 años o mida 4 pies 9 pulgadas de altura.

¿Que dice la ley?

2017 Cambios en la Ley de Asientos de Vehículo para Bebés y Niños Pequeños:

- A partir de Enero 1, 2017, los niños menores de 2 años deben viajar en un asiento de seguridad mirando hacia atrás a menos que pesen 40 libras o más, o midan 40 pulgadas de alto o más .

LA LEY ACTUAL

- Niños deben estar debidamente abrochados en un asiento de seguridad o asiento elevado, siempre en el asiento trasero de un vehículo , hasta que tengan al menos 8 años de edad o 4 pies 9 pulgadas de altura.
- Si un niño no está en un asiento de seguridad o asiento elevado , el conductor o los padres pueden ser multados más de \$500 y obtener un punto añadido a su historial de manejo.

Recuerde:

¡El Asiento Trasero es el Lugar Mas Seguro para los Niños !

¿Como se si esta instalado correctamente?

Errores comunes incluyen:

- ⇒ Los cinturones de seguridad del vehículo están puestos en el lugar equivocado.
- ⇒ El asiento esta orientado hacia el lado equivocado.
- ⇒ Sentar a un niño enfrente de una bolsa de aire del carro (airbag).

¿No esta seguro de que lo esta instalando bien?

¡Verifique gratuitamente, la instalación de su asiento de seguridad en nuestra estación de inspección!

**Llame para una cita:
(209)468-8914**

**La Ley de Kaitlyn (VC 15620)
Niños desatendidos en los vehículos:**

Ninguna persona debe dejar un niño de 6 años o menor en un vehículo (a no ser que este supervisado por alguien que tenga al menos 12 años de edad) si la salud o la seguridad del niño están en riesgo, el motor esta encendido, o la llave en el contacto.

La citación tiene un mínimo de \$100 de multa.